

WEIGH-TRONIX

SteelBridge XT: *100 tons of solid confidence.*

Specifications

SteelBridge XT—Model IMXT
Steel Deck Truck Scale

The Model IMXT steel deck truck scale arrives at the installation site in pre-assembled sections. Weigh Bars, junction boxes and cables are factory calibrated. Final assembly must be done in the field. Calibration of electronics is completed after the scale decks have been installed.

All IMXT truck scales have a concentrated load capacity (CLC) 40 tons and dual tandem axle capacity (DTA) of 80,000lb. (30,000kg). The “r” factor rating is 2.35 on all sizes.

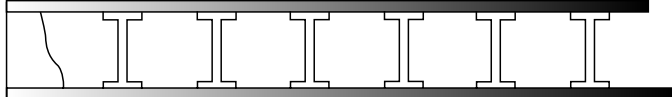
The Model IMXT is a modular design with nominal capacities up to 100 ton.



SteelBridge XT Series Steel Deck Truck Scale

General Specifications as follows:

- 3/8" checkered steel top plate
- 3/16" bottom plate



- Profile 14'
- 13 longitudinal I-Beams (11' model)
- Module lengths 10', 12', 20', and 24'
- Module widths 10', 11' and 12'
- Deck module thickness: 10 5/8"
- True sandwich weighbridge design
- Seal welded construction
- Weigh Bar Capacity: 60,000lb. each (200% overload safety factor)
- Dual tandem axle capacity: 80,000lb.
- Concentrated Load Capacity (CLC) 40 Tons
- "r" Factor: 2.35
- Class III, 10,000 Divisions, NTEP approval pending
- Each Weigh Bar comes with 33' stainless steel sheathed cable (rodent proof). Cable is routed through dedicated conduit runs located within the weighbridge.
- Bolt-on top access cover plates
- Junction Boxes: Stainless steel Nema IV standard
- Surge Voltage: contained within junction boxes. Platform ground wire with clamps provided.
- Electronics warranty: 2-years
- Weighbridge warranty: 5-years
- Operational Environment -30° to 130° F
- Finish: All steel surfaces shot blasted to a finish of SSPC-A-SP6. High quality epoxy primer is applied to a 2-3 mil finish. Final coat of a superior enamel top coat.
- Foundations: Shallow Pier, Deep Pier, Slab, Shallow Pit, Deep Pit
- No grout plates necessary
- 100% Weigh-Tronix manufactured—Fabrication, Instruments, and Weigh Bars
- All anchors are drilled

Options/Accessories

- Safety guide rails
- Remote displays
- Digital instruments
- Manhole rings and covers
- AC voltage line suppression
- Other models with CLC to 50 tons available
- Printers
- Computer software packages
- Custom sizes and configurations
- Multi-platform axeling configurations
- Infra-red and card reader systems
- Guard posts

WEIGH-TRONIX

Weigh-Tronix Inc

1000 Armstrong Drive
Fairmont, MN 56031 USA

Telephone: +1 507/238-4461 Fax: +1 507/238-4195

Email: industrial@weigh-tronix.com

www.weigh-tronix.com



Weigh Bar is a registered trademark of Weigh-Tronix Inc.

Platform

WT Model	Capacity (lb/kg)	Length (ft/in)	Weigh Bars	Modules	Weight (lbs)
----------	---------------------	-------------------	---------------	---------	-----------------

IMXT-10- (9'-10-1/2" actual) FOOT WIDTH, 14" Profile

IMXT-1010	80,000	10'0"	4	1	5,138
IMXT-1210	80,000	12'0"	4	1	5,830
IMXT-2010	80,000	20'8"	4	1	8,858
IMXT-2410	80,000	24'0"	4	1	10,145
IMXT-3010	160,000	29'7"	6	2	13,059
IMXT-3510	160,000	34'11"	6	2	15,046
IMXT-4010	160,000	40'3"	6	2	16,788
IMXT-4710	160,000	46'11"	6	2	19,355
IMXT-6010	200,000	59'11"	8	3	24,719
IMXT-7010	200,000	69'11"	8	3	28,565
IMXT-8010	200,000	79'6"	10	4	32,650
IMXT-9310	200,000	92'10"	10	4	37,775
IMXT-10010	200,000	99'1"	12	5	40,580
IMXT-11610	200,000	115'9"	12	5	46,984

IMXT-11' FOOT WIDTH, 14" Profile

IMXT-1011	80,000	10'0"	4	1	5,481
IMXT-1211	80,000	12'0"	4	1	6,234
IMXT-2011	80,000	20'8"	4	1	9,493
IMXT-2411	80,000	24'0"	4	1	10,874
IMXT-3011	160,000	29'7"	6	2	13,972
IMXT-3511	160,000	34'11"	6	2	16,106
IMXT-4011	160,000	40'3"	6	2	18,133
IMXT-4711	160,000	46'11"	6	2	20,744
IMXT-6011	200,000	59'11"	8	3	26,773
IMXT-7011	200,000	69'11"	8	3	30,615
IMXT-8011	200,000	79'6"	10	4	35,413
IMXT-9311	200,000	92'10"	10	4	40,485
IMXT-10011	200,000	99'1"	12	5	44,053
IMXT-11611	200,000	115'9"	12	5	50,355

IMXT-12' FOOT WIDTH, 14" Profile

IMXT-1012	80,000	10'0"	4	1	6,101
IMXT-1212	80,000	12'0"	4	1	6,918
IMXT-2012	80,000	20'8"	4	1	10,452
IMXT-2412	80,000	24'0"	4	1	11,954
IMXT-3012	160,000	29'7"	6	2	15,382
IMXT-3512	160,000	34'11"	6	2	18,655
IMXT-4012	160,000	40'3"	6	2	19,864
IMXT-4712	160,000	46'11"	6	2	22,735
IMXT-6012	200,000	59'11"	8	3	29,277
IMXT-7012	200,000	69'11"	8	3	33,517
IMXT-8012	200,000	79'6"	10	4	38,689
IMXT-9312	200,000	92'10"	10	4	44,298
IMXT-10012	200,000	99'1"	12	5	48,102
IMXT-11612	200,000	115'9"	12	5	55,079

WEIGH-TRONIX

**Strengthen your business
with 100 tons of confidence.**



SteelBridge XT Series Truck Scales

80,000 lb. Dual Tandem Axle

Team up with the truck scale that's heavier, smarter, virtually unstoppable.

The SteelBridge XT is a premium-performance scale so durable, so reliable, it's in a class all its own. It's engineered to withstand all the heavy, frequent, day-to-day traffic your business can give it, yet it requires only minimal maintenance. Used alone or as the hub of a diverse system of electronics, you can count on it to be around for a very long time.

In your choice of steel deck or concrete deck, the SteelBridge XT is the result of more than 25 years of experience and expertise, rolled into a truly outstanding work of technology.

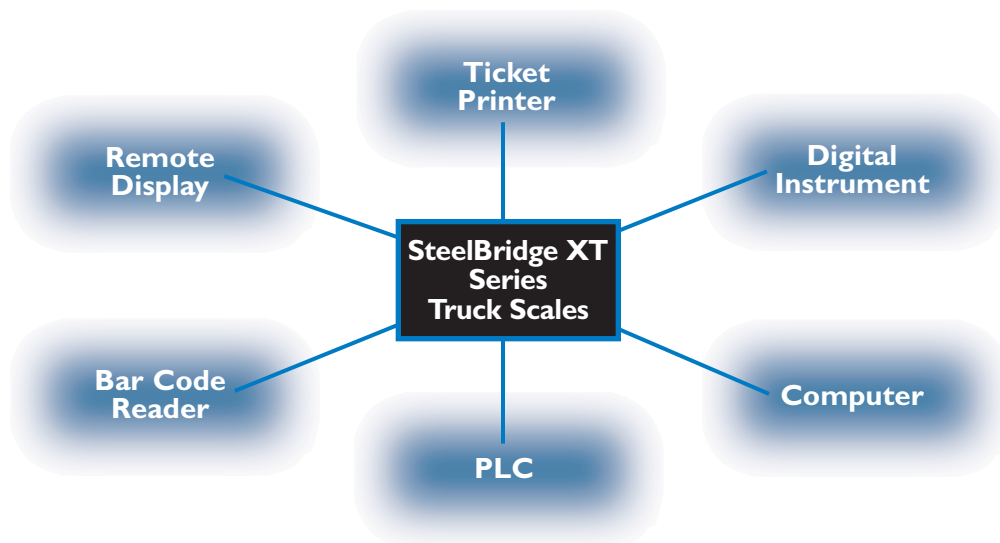
In an increasingly competitive, demanding marketplace, every piece of equipment has to work harder and provide more payback. Without a doubt, this one will.

Engineered-in strength and durability. The SteelBridge XT is the heaviest truck scale in the business, making it remarkably durable. The amount of structural steel used in its design gives the deck uncommon rigidity and minimizes deck deflection. That's part of the reason why we're able to guarantee an unsurpassed, 5-year weigh-bridge warranty. And it's the reason why you'll be able to handle heavy loads year after year.

Designed to be part of a complete system. Simple, stand-alone weighing products are no longer enough. Today's truck scales must be compatible with a variety of peripheral components for current and future systems requirements.



The exclusive Weigh Bar[®] electronic sensor is nearly 10 times more reliable than conventional load cells.



SteelBridge XT scales provide tremendous flexibility for linkage with a wide variety of peripherals.

The SteelBridge XT is fully capable of functioning as the hub of a system linking indicators, ticket printers, infrared technology, a programmable logic controller, computers and remote displays. Whether you choose to employ one or several options right now, you'll always have the flexibility to add and change peripherals as your business demands.

For reliability, our Weigh Bar[®] carries more weight.

Nothing on the market is more reliable than our exclusive Weigh Bar electronic weight sensor. Known throughout the world for its rugged durability, the design of the Weigh Bar allows it to absorb impact loading and withstand 2 million fatigue life cycles while remaining accurate and repeatable.



The SteelBridge XT scale can handle remarkably heavy loads

day after day, year after year— as many as 200 trucks a day, every day, to 90% of the prescribed design load, for over 25 years— without loss of weighbridge structural integrity.

In fact, the Weigh Bar has proven to be nearly 10 times more reliable than conventional load cells. In a three-year study on 250 truck scales, the Weigh Bar exhibited an annual failure rate of just 0.31 percent—compared with an industry average of three to five percent for load cells.

Machined from aircraft-quality alloy steel, each unit goes through a three-step process of heat treating, quenching and tempering for strength, repeatability, and low hysteresis. Precision strain gauges are then mounted to the steel surface and wired into a bridge circuit. After temperature compensation for both no-load output and span, the strain gauges are sealed under a layer of exceptionally tough, two-part polysulfide. The Weigh Bars are then primed, sealed again and painted.

The Weigh Bar is able to withstand the challenges of normal environmental hazards, including everyday jolts, moisture penetration, lightning, and voltage surges.

Thanks to their durability, Weigh Bar load cells will need replacement far less frequently, providing a significant cost savings.

On a scale of 1 to 10, service support is right at the top.

The SteelBridge XT is designed specifically to simplify troubleshooting and minimize maintenance.

However, for warranty service or those times when you need parts and service support, you're never far away from an authorized Weigh-Tronix distributor. We have 250 select representatives throughout the U.S., and more than 500 around the world.

These experts are on-call to assist with on-site service or questions 24 hours a day. Because they're dedicated to keeping your scale up and running, they'll make sure you get the help and parts you need as quickly as possible.

You have the assurance of ISO 9001 quality.

Designing, producing and delivering quality products is a Weigh-Tronix tradition. So we're especially proud that we've achieved ISO 9001 certification. This world-recognized certification confirms that our manufacturing processes are consistent with requirements established by the International Standards Organization, and is audited every six months to ensure continued compliance.



The reliability of the scales is unaffected by adverse weather conditions, thanks to stainless steel cable sheathing, NEMA 4X junction boxes, and our Weigh Bar design.

For more than 25 years, we've been committed to providing our customers with the highest quality and innovation in both products and service. That is our tradition. And, it is our driving force for the future.

The most important thing this steel deck scale delivers is peace of mind.

No one can afford the frustrations and costs of equipment downtime. That's why we've designed unsurpassed levels of reliability and durability into every SteelBridge XT.

The SteelBridge IMXT Steel Deck model utilizes proven Weigh-Tronix high-strength, all-welded steel sandwich construction. The weighbridge steel is several thousand pounds heavier than most competitive models—providing greater deck rigidity and minimizing deck deflection.

Both the 3/8" top plate and the 3/16" lower plate are heavier, making it possible for the scale to handle heavier and more frequent loads without loss of reliability.

Performance and lifespan far beyond industry standards.

This scale is engineered for the most punishing use. It's remarkably designed to handle a minimum of 200 trucks per day, every day, averaging 90% of the prescribed design load, for over 25 years—without degradation of the scale or compromising the structural integrity of the weighbridge.

That's calculated on the basis of an 80,000 lb. Dual Tandem Axle (DTA) load rating, or a 40 ton Concentrated Load Capacity (CLC). So you can expect an even longer useful life for your scale if traffic volume is lower or axle loadings are lighter. And chances are they will be, since the legal DTA load for most highways is 34,000 lb.

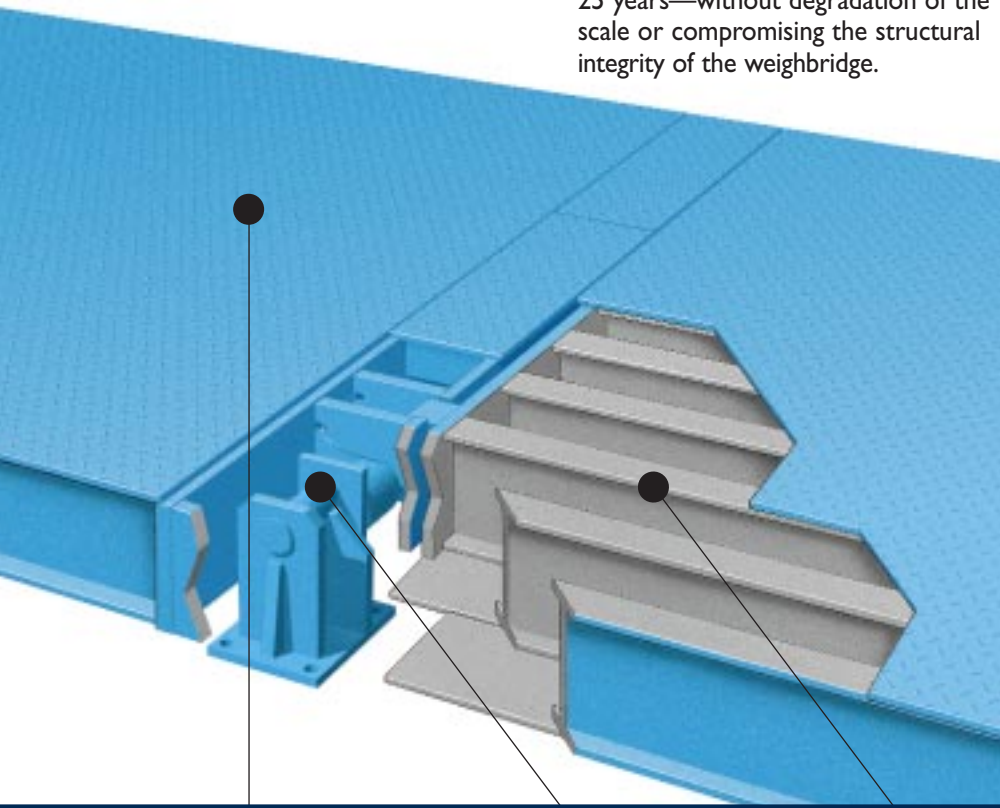
Even compared to competitive scales with the same ratings, we believe the SteelBridge IMXT with the increased steel content will provide superior performance over the long term in continuous everyday, real-world usage—performance above and beyond what can be indicated by the industry's standard one-time NTEP testing.

Reliability is built in from top to bottom.

Stainless steel sheathed cable is standard, providing the greatest possible resistance to rodents, weather, radio frequency interference and electromagnetic interference.

Dedicated conduit runs are incorporated within the weighbridge to protect cables for years to come.

Our Weigh Bar® weight sensors are resistant to surges caused by lightning, high voltage or overloading. And because the entire system is built by Weigh-Tronix, you have the assurance and convenience of a vertically integrated manufacturer.



3/8" checkered steel tread plate provides better traction and longer deck life.

Link suspension of the platform gives free movement to deck, naturally compensating for expansion and contraction due to temperature changes.

Sandwich construction uses 13 longitudinal I-beams for maximum strength parallel to traffic flow, preventing dishing and shortened scale life.

SteelBridge Model IMXT—Steel Deck



Undercoating is applied at left, after oxides are removed from steel with shot blasting (below) to allow a better weld penetration.



Paint that's more than just a surface.

We believe so strongly in how much the integrity of the coating process can add to the longevity of our scales, that we've recently revamped our entire painting and production facility.

The coating process involves three steps: 1) All steel surfaces are shot blasted to a finish of SSPC-A-SP6. 2) High quality epoxy primer is applied to a 2-3 mil finish. 3) Finally, a superior enamel top coat is added. The result is exceptional rust resistance, adding longer life, lower maintenance costs and increased value to your investment.

Installation is a snap.

One of the advantages of a steel deck scale is the ability to have it installed and ready for use, in most cases, the same day. The SteelBridge IMXT is no exception.

This scale is easier to install than other models, because we've eliminated expensive, difficult-to-install base plates. We've designed the deck in longer-than-standard 20- and 23-foot sections, so you're able to install fewer of them. You'll also need fewer load cells, lowering potential maintenance costs in the future. Grouting of stands and on-site welding are unnecessary.

Best of all, this scale may be installed on a wide variety of foundation choices. Specify the conventional 9' 10-1/2" width to fit existing 10' pit openings, or the more popular 11' or 12' widths. It may also be installed on a simple flat concrete slab or concrete piers. When installed, the IMXT has a low 14" profile—allowing you to save costs by using a shorter approach area.

The most-wanted warranties.

Five years on the weighbridge. Two years on electronics. It's that simple. No one else in the industry can offer you better warranties. And that's the type of confidence that is standard equipment on every SteelBridge XT.



Above: Remote scale instrumentation allows weights to be read at a separate location up to 1000 ft. or more from the site.

Center: Save time and money by loading exact weights with a SteelBridge XT load-out system.

Bottom: Use the SteelBridge XT in a multi-platform application to assure compliance with legal axle weights as well as gross weights.



Everything we've poured into our concrete deck scale will pour profits to your bottom line.

The structural integrity of the weighbridge itself is critical to the value of a truck scale. A poorly designed bridge can cause weight error problems, a need for frequent calibration, and potentially expensive replacement. That's why the Weigh-Tronix SteelBridge FCXT Concrete Deck is uniquely designed to make you money, rather than cost you dollars in high maintenance.

No cracking, no flexing, no bending.

The key factor that distinguishes the SteelBridge FCXT Concrete Deck from the competition is its highly effective use of concrete.

Our concrete deck is actually sitting on top of a steel deck. The steel sub-structure helps distribute the load, minimizing deflection of the deck, and prolonging the life of the weighbridge.

Concrete functions best when it's used for compression loading, and is damaged by the flexing of tension loading. Think of compression loading as the result of stepping on a sidewalk—there's no movement—while tension loading is like stepping on a plank in a scaffold.

The SteelBridge FCXT Concrete Deck uses concrete in a compression application only, allowing the steel deck structure that supports the concrete to assume the tension load. Competitive models that require concrete to assume both the compression and tension loads are far more likely to crack and eventually disintegrate.

Performance and lifespan far beyond industry standards.

Like the steel deck model, the FCXT Concrete Deck scale is also designed to handle a minimum of 200

trucks per day, every day, averaging 90% of the prescribed design load, for over 25 years—without degradation of the scale or compromising the structural integrity of the weighbridge.


That's calculated on the basis of an 80,000 lb. Dual Tandem Axle (DTA) load rating, or a 40 ton Concentrated Load Capacity (CLC). So you can expect an even longer useful life for your scale if traffic volume is lower or axle loadings are lighter. And chances are they will be, since the legal DTA load for most highways is 34,000 lb.

Even compared to competitive scales with the same ratings, we believe the SteelBridge FCXT with the increased steel content will provide superior performance over the long term in continuous everyday, real-world usage—performance above and beyond what can be indicated by the industry's standard one-time NTEP testing.



Innovative, effective use of concrete makes the SteelBridge FCXT highly durable. A steel sub-structure helps distribute the load, while the concrete deck distributes concentrated loads over the entire deck surface—both working to prolong the life of the scale.

SteelBridge FCXT—Concrete Deck



The concrete deck of the FCXT is 5" thick, fully supported in its length and width by longitudinal steel I-beams and a 5/16" steel bottom plate. Nelson Shear studs are shot welded to the I-beams, providing a composite adhesion of the concrete and steel elements. This same principle is utilized in highway and bridge construction around the world.

Install it anywhere, fast.

Scale modules arrive fully assembled and calibrated from the factory, with all wiring in place. Simply position the modules on your choice of concrete piers, slab or pit. Once your foundation is ready, the scale modules can typically be installed in two to three hours, and the concrete deck poured the same day.

No concrete forms or slow-to-install reinforcing rods are necessary. Unlike competitive scales, the SteelBridge XT has extra strength already engineered into it.

The choice of either above ground or flush installation is up to you, depending on state regulations and space requirements.

No more weather worries.

Just as it is on the steel deck version of the SteelBridge XT, all cable on the concrete deck scale is sheathed in stainless steel and carried in dedicated conduit runs to junction boxes, providing protection against weather, as well as rodents, abrasion, radio frequency interference and electro-magnetic interference. Here too, our Weigh Bar® weight sensors are resistant to surges

caused by lightning, high voltage or overloading. And, because concrete is extremely weather resistant, removing snow from this deck involves no special equipment.

Solid warranties.

The same solid SteelBridge XT warranties apply to the concrete deck—five years on the weighbridge, two years on electronics. Which should also be very beneficial to your bottom line.


Contact your distributor or call Weigh-Tronix now.

Give your business the big boost of confidence that results from owning a SteelBridge XT. Get all the details from your local distributor, when you call the number on the back of this brochure. Or, contact us directly via e-mail: industrial@weigh-tronix.com. You're also invited to visit our web site at any time.

The SteelBridge XT is designed with ample clearance to allow for efficient drainage.



For more information, contact this Weigh-Tronix distributor:



Weigh-Tronix has over 500 select representatives around the world.



WEIGH-TRONIX

Weigh-Tronix Inc.
1000 Armstrong Drive
Fairmont, MN 56031 USA
Telephone: 1-507/238-4461
Fax: 1-507/238-4195
Email: industrial@weigh-tronix.com
www.weigh-tronix.com