

CLS-420 Cargo Lift Scale



Approvals



Standard Features

- NTEP-certified, 5,000 lb
- Two 5,000 lb stainless steel load cells
- Compatible with Class II forklift, 16" cleat style carriage
- Mechanical overload stops promote scale longevity and accuracy
- Panoramic 6" x 20-3/4" view port
- Reinforced cover plate protects load cells and junction box from debris
- Welded centering pin ensures proper alignment and prevents scale from lateral movement
- Two-channel iQUBE®
- Cal-Match™ algorithm automatically trims and calibrates scale

Wired Version

- Coiled interface cable from scale to indicator

Wireless Version

- ZigBee™ connection from scale to indicator
- Two lithium-ion smart batteries included
Note: Scale operates using one battery for 24 continuous hours and requires only eight hours to fully charge.
- External battery charger

420 Indicator

- Stainless steel enclosure
- Two-piece mounting assembly with vibration isolators
- Six digit, 0.8" red LED display
- Full numeric keypad for manual tare entry
- Accumulate weight function for multiple skid loads
- RS-232 port (time and date, weight)
- Full front-panel digital calibration
- On/Off button for forklift battery conservation
- Setpoint button to view battery hours remaining (wireless version)

ZigBee™ is a trademark of the ZigBee Alliance.

Specifications

SCALE CAPACITY:

5,000 lb

SCALE OVERLOAD:

200%

ULTIMATE OVERLOAD:

5:1 capacity

SCALE POWER:

Wired Version: supplied by indicator through coiled interface cable

Wireless Version: supplied by one lithium-ion smart battery (SMBus revision 1.1 fully compliant)

SCALE MATERIAL/FINISH:

Painted Mild Steel

SCALE WARRANTY:

Two-year limited warranty

SCALE APPROVAL:

NTEP-certified per H-44 at 1,000 divisions, Class III, COC # 06-074

420 DISPLAY:

0.8" (20 mm), 6-digit Super Red Light Emitting Diode (LED), 7-segment digits

420 POWER - DC:

Line voltages: 10-60 VDC DC input
Power consumption: 0.75 A Max
Fused at 5.0 A

420 STATUS ANNUNCIATORS:

Designators for: center of zero, stand still, gross, net, lb, kg, count, tare

420 OPERATING TEMPERATURE:

Legal: 14°F to 104°F (-10°C to 40°C)
Industrial: 14°F to 122°F (-10°C to 50°C)

WIRELESS ZIGBEE CONNECTION:

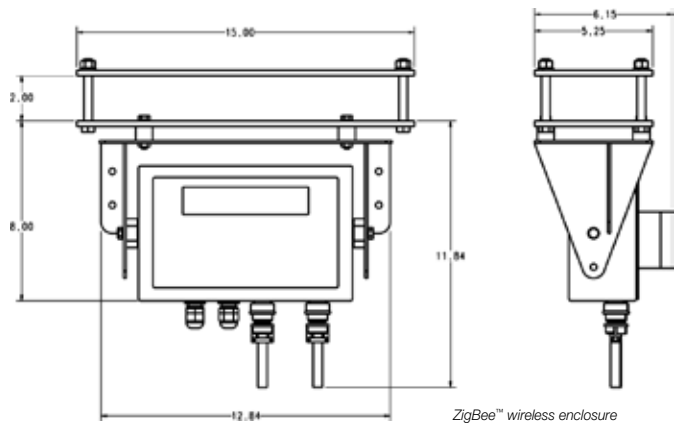
Contains FCC ID: OUR-XBEE/OUR-BXEEPRO
Contains Model XBee-PRO Radio, IC: 4214A-XBEEPRO
Operating Frequency: ISM 2.4 GHz

420 WARRANTY:

Two-year limited warranty

420 APPROVALS:

NTEP-certified per H-44 at 10,000 Divisions, Class III/IIIIL, CC# 04-076



ZigBee™ wireless enclosure mounted on rear of indicator.

CLS-420

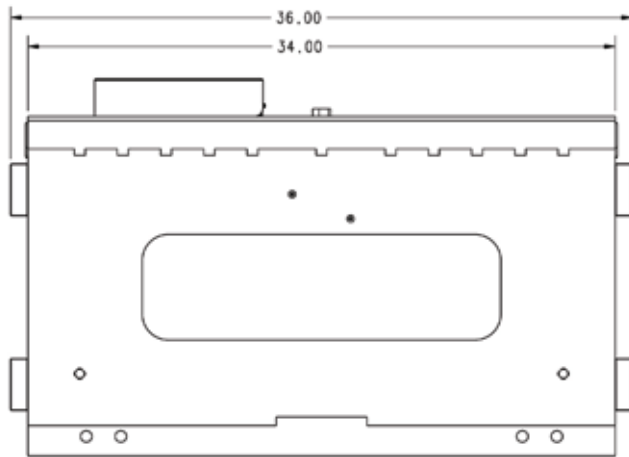
PART #	MODEL	WEIGHT	PRICE
CLS Forklift Scale			
96339	Scale PKG, 420 wired version.....	527 lb.....	\$6,550.00
96340	Scale PKG, 420 wireless version with 2 batteries and 2-bay charger.....	527 lb.....	7,815.00
Options/Accessories			
99445	Indicator corner protection kit (includes corner pads with adhesive strips).....		15.00
96353*	Wireless conversion kit, CLS scale to indicator.....		1,465.00
Manuals			
96483	CLS-420 installation manual		20.00
96484	CLS-420 operator card.....		10.00
96315	CLS series service & troubleshooting manual.....		35.00

*Wireless conversion kit is used to convert wired CLS scale to a wireless CLS scale.

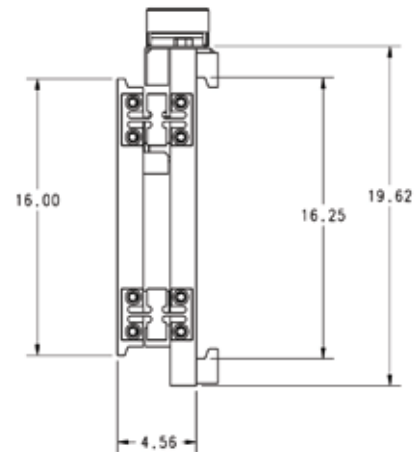
Lift Truck Scales

CLS SCALE DIMENSIONS**

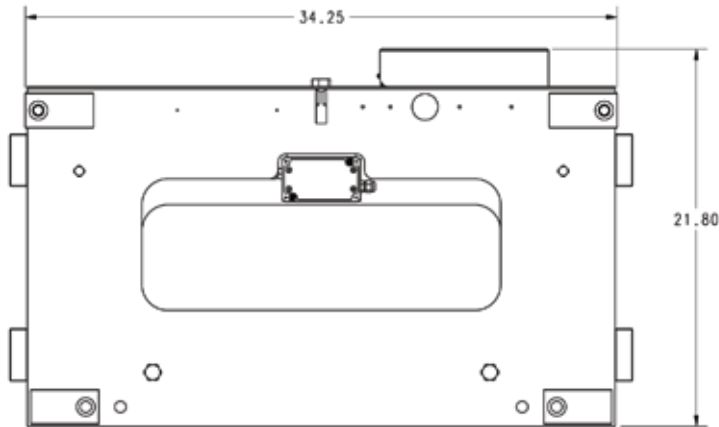
Front view



Side view



Rear view



**Shown with wireless battery enclosure mounted on top of reinforced cover plate