


## CLS-920i Cargo Lift Scale



### Approvals



Symbol® scanner option

Antenna for WLAN option

### Standard Features

- NTEP-certified, 5,000 lb
- Two 5,000 lb stainless steel load cells
- Compatible with Class II forklift, 16" cleat style carriage
- Mechanical overload stops promote scale longevity and accuracy
- Panoramic, 6" x 20-3/4" view port
- Reinforced cover plate protects load cells and junction box from debris
- Welded centering pin ensures proper alignment and prevents scale from lateral movement
- Two-channel iQUBE®
- Cal-Match™ algorithm automatically trims and calibrates scale

#### Wired Version

- Coiled interface cable from scale to indicator

#### Wireless Version

- ZigBee™ connection from scale to indicator
- Two lithium-ion smart batteries included  
Note: Scale operates using one battery for 24 continuous hours and requires only eight hours to fully charge.
- External battery charger

#### 920i® Indicator

- Stainless steel enclosure
- Two-piece mounting assembly with vibration isolators
- 4.6" W x 3.4" H, back-lit LCD graphical display (320 x 240 pixels)
- User program with data collection and transaction storage including: pro number, pro open/closed, employee ID, last transaction, time and date, actual weight and number of skids
- 1 MB internal memory for transaction records
- Diagnostics to indicate excessive drift, A/D failures, connection errors, excitation voltage shifts and more
- On/Off toggle switch for forklift battery conservation
- Battery hours remaining displayed as bar graph on main screen (wireless version)

#### Additional 920i Indicator options:

- Symbol® barcode scanner
- WLAN card for real time data transmission to warehouse management system. Indicator alerts operators of potential errors and initiates e-mail of error notification. (WLAN compatible with the following security protocols: WPA-PSK, TKIP encryption and 64/128-bit WEP.)
- Indicator corner protection kit (includes corner pads with adhesive strips)

Symbol® is a registered trademark of Symbol Technologies, Inc.  
ZigBee™ is a trademark of the ZigBee Alliance.

### Specifications

#### SCALE CAPACITY:

5,000 lb

#### SCALE OVERLOAD:

200%

#### ULTIMATE OVERLOAD:

5:1 capacity

#### SCALE POWER:

Wired Version: supplied by indicator through coiled interface cable

Wireless Version: supplied by one lithium-ion smart battery (SMBus revision 1.1 fully compliant)

#### SCALE MATERIAL/FINISH:

Painted Mild Steel

#### SCALE WARRANTY:

Two-year limited warranty

#### SCALE APPROVAL:

NTEP-certified per H-44 at 1,000 divisions, Class III, COC # 06-074

#### 920i DISPLAY:

4.6" W x 3.4" H (116 mm W x 86 mm H), 320 x 240 pixel VGA Liquid Crystal Display (LCD) module with adjustable contrast

#### 920i POWER - DC:

Line voltages: 10-60 VDC DC input  
Power consumption: 1.5 A Max  
Fused at 5.0 A

#### 920i OPERATING TEMPERATURE:

Legal: 14°F to 104°F  
(-10°C to +40°C)  
Industrial: 14°F to 122°F  
(-10°C to +50°C)

#### WIRELESS LAN OPTION:

Contains FCC ID: R68WIPORATG  
Range: Up to 328 ft indoors  
Operating Frequency: ISM 2.4 GHz

#### WIRELESS ZIGBEE CONNECTION:

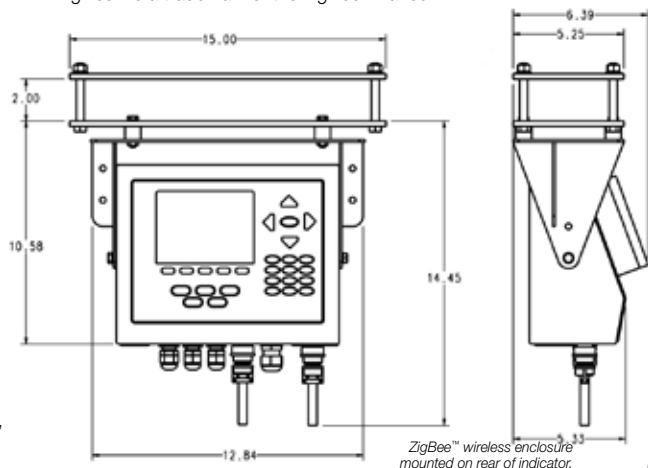
Contains FCC ID: OUR-XBEE/  
OUR-BXEEPPO  
Contains Model XBee-PRO Radio,  
IC: 4214A-XBEEPPO  
Operating Frequency: ISM 2.4 GHz

#### 920i WARRANTY:

Two-year limited warranty

#### 920i APPROVALS:

NTEP-Certified at 10,000 Divisions,  
Class III/IIIIL, CC# 01-088



Specifications subject to change without notice

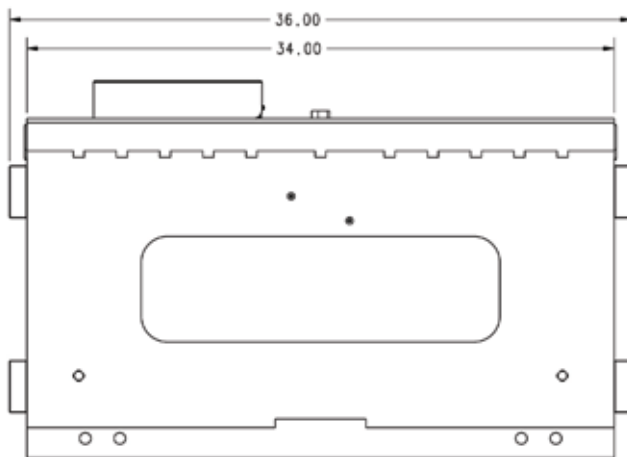
# CLS-920i

PART #	MODEL	WEIGHT	PRICE
<b>CLS Forklift Scale</b>			
96341	Scale PKG, 920i wired version	542 lb	\$ 7,100.00
96342	Scale PKG, 920i wireless version with 2 batteries and 2-bay charger	542 lb	8,365.00
<b>Options/Accessories</b>			
96345	Optional 10-bay charger		2,150.00
96353*	Wireless conversion kit, CLS scale to indicator		1,465.00
96355	Optional wireless LAN card for 920i		575.00
72704	USB to serial converter (used to configure wireless LAN card if PC does not have serial port)		70.00
97480	Optional bar code scanner kit for 920i (Symbol model MS-3204 omni-directional and mounting hardware)		575.00
99445	Indicator corner protection kit (includes corner pads with adhesive strips)		15.00
<b>Manuals</b>			
96312	CLS-920i installation manual		20.00
96313	CLS-920i operator card		10.00
96315	CLS series service & troubleshooting manual		35.00

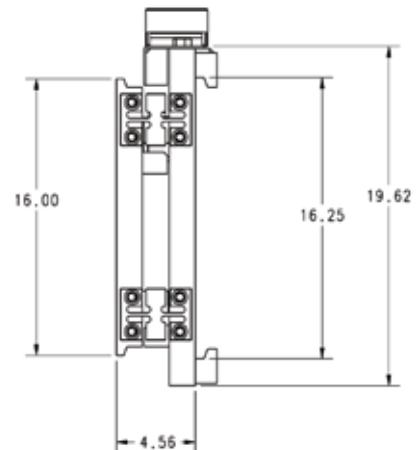
\*Wireless conversion kit is used to convert wired CLS scale to a wireless CLS scale.

## CLS SCALE DIMENSIONS\*\*

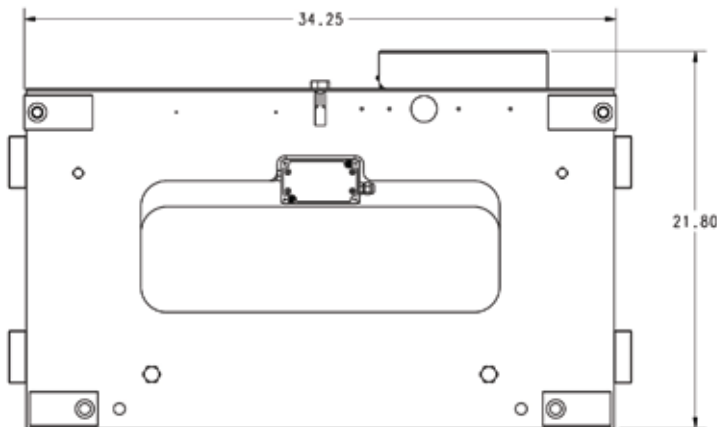
Front view (pallet/tines side)



Side view



Rear view



\*\*Shown with wireless battery enclosure mounted on top of reinforced cover plate